









2 Schlafzimmer Stadthaus zu verkaufen in Fuente Alamo, Murcia

206.000€



Fantastic! 2-bed 1-bathroom Chalet Linum 2E, the living room includes a tower feature and patio doors leading onto the covered porch. Los Altos de las Pala is a development that features interior doors with rustic Spanish style panelled pine wood, 35mm thick, and traditional black iron handles. Built-in wardrobe fronts also use rustic style pine wood hinged doors, with a wooden shelf for suitcases and clothes hanging rail. Decorative wooden beams can be found in the porches and living rooms, depending on the dwelling type. The exterior façade enclosures of the buildings feature thermos clay block construction that is 29cm thick, finished with single-layer mortar in various colours. The interior partition walls have hollow brick construction. The exterior surfaces are rendered with single-layer mortar with a rough finish, while the interior surfaces are finished with scratch finish gypsum plaster. False ceilings in the bathrooms and toilets are finished with plaster panels. The sloping roofs of the buildings are covered with curved aged tiles, with thermal insulation on the roof slab, except on porches. Flat roofs are covered with curved aged tiles, also with thermal insulation on the roof slab, except on porches. Flat roofs and terraces are waterproofed and finished with anti-slip floor tiling. The interior flooring of the buildings is finished with natural earth ware clay imitation tiles measuring 31x31cm, with a skirting on the same material. Exterior flooring, such as pavements, porches, clothes drying areas, and solarium, are finished with anti-slip earthenware tiles measuring 31x31cm and have a skirting of the same material. Bathrooms are tiled with ceramic tiles up to a maximum height of 1.30m and are finished with decorative border tiles. The baths and showers are tiled up to the ceiling, and a marble finish separating partition is fitted between the shower and toilet. Kitchens are also tiled with ceramic tiles up to the ceiling. The entrance door of each dwelling features rustic style panelled pine wood with a traditional black iron handle and security lock. Outdoor joinery uses white lacquered aluminium profiles, either hinged or sliding, depending on the plan. Double glazing with a 4+6+4 separation is used, while roller blinds are installed on doors and aluminium windows, except in bathrooms. Kitchens in each dwelling will be fitted with cupboards, granite worktop, electrical appliances, and sink. The white WC elements in vitrified porcelain come with chromed single tap fittings. Hot water

- | | | |
|---|---|--|
|  2 Schlafzimmer |  1 Bad |  175m ² Baugröße |
|  414m ² Grundstücksgröße |  Breathtaking mountain views |  Communal pool |
|  Communal pool and gardens |  Communal Pool | |